



**New Features Update – April 2023**  
Kurzweil3000.com & Kurzweil 3000 V22.06 Mac

## Macintosh Installed Client

### 1. \_\_\_\_\_

### Create, Edit, Remove Headers and Footers

#### Previously

Any Headers/Footers (H/F) created in the Windows client or [www.kurzweil3000.com](http://www.kurzweil3000.com) was recognized in the Mac client. The H/F would or would not be read based on the preferences set in the Mac client. However, there was no option to add or edit H/F in the Mac client.

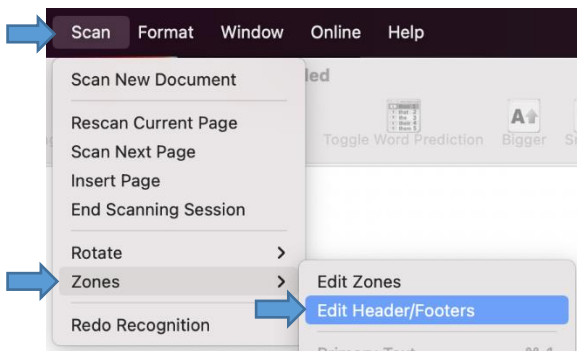
#### New – Create, Edit, Remove

Any changes made in the Mac client will prompt a save page when document is closed  
All changes are interoperable with Web and PC client versions.

#### Open

##### Through the Menu

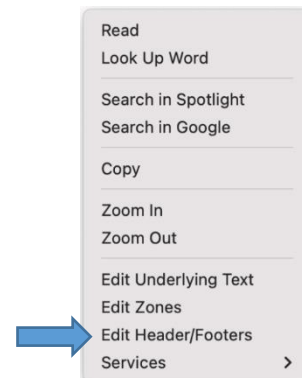
Click 'Edit Header/Footers'



or

##### In the document

Command + click or Double click  
to open the contextual menu  
Click 'Edit Header/Footers'



## NOTES:

- Once activated the document will gray out with any previously tagged H/F showing in white with a peach border.

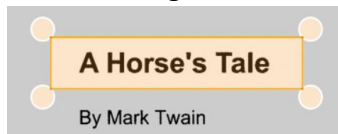


- If there are no previously created H/F the whole document will be grayed out.

## To Select / Activate

Click in the white rectangle.

The color will change and circles will appear at each corner.



## Create New H/F

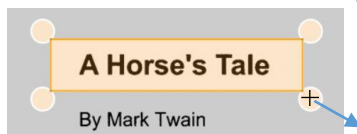
Use crosshair cursor to draw a rectangle around the desired area

The new H/F will appear active



## To Resize

Place Crosshairs cursor in a corner, click and drag.

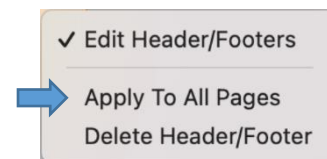


## Apply to All Pages

Command + click or double click to bring up contextual menu

Click 'Apply To All Pages'

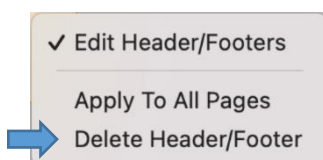
Apply to each H/F individually




## Delete a H/F

Deleting a H/F can be done through your most comfortable method:

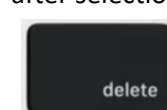
Contextual Menu



Eraser tool



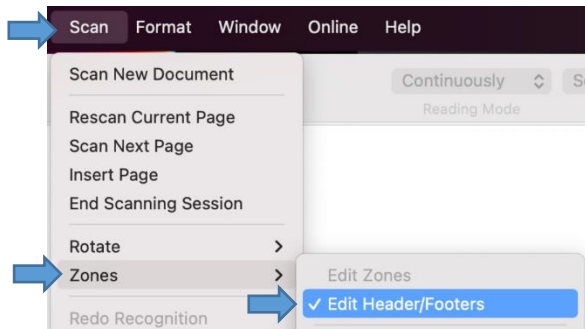
The delete key



## Close Header/Footer tool

### Through the Menu

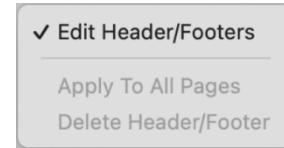
Uncheck 'Edit Header/Footers'



or

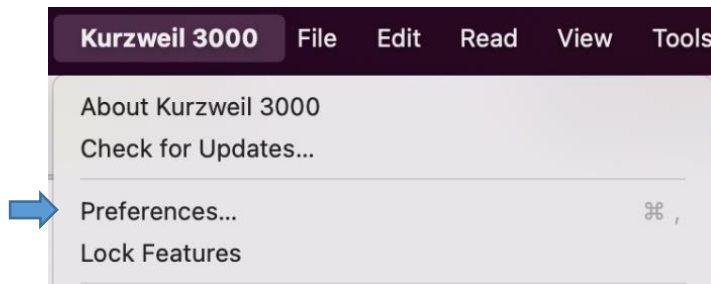
### In the document

Command + click - or - Double click  
to open the contextual menu  
Uncheck 'Edit Header/Footers'

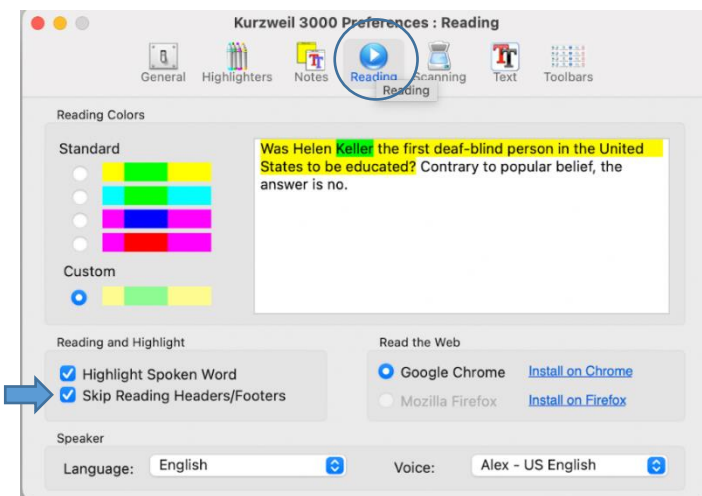


## Setting Preferences

In the Menus select Preferences



In 'Reading' menu select or deselect 'Skip Reading Headers/Footers'



## NOTES:

### IF 'Skip Reading Headers/Footers' option is selected:

- H/F will not be read in the document.
- Text in H/F can still be highlighted & extracted
- Bubble Notes placed in H/F will not read if the 'Skip' option is active.  
To Read these notes, manually select them.
- Text in H/F will not be added to Audio file (to add it to audio deselect 'skip')
- Look up can still be used to find definitions

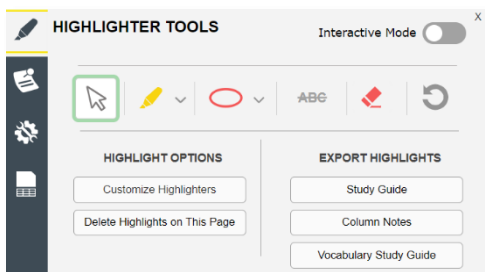
## Kurzweil3000.com

2.

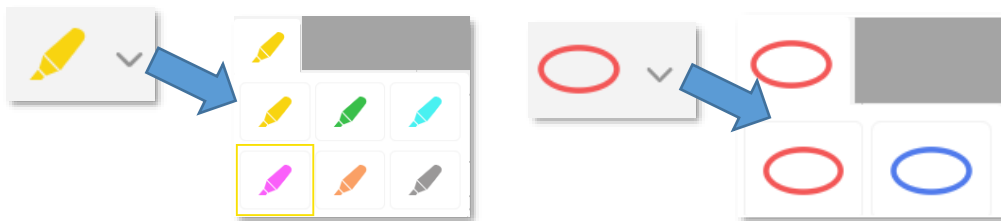
### Updated Highlighter Menu

#### New Features / interface

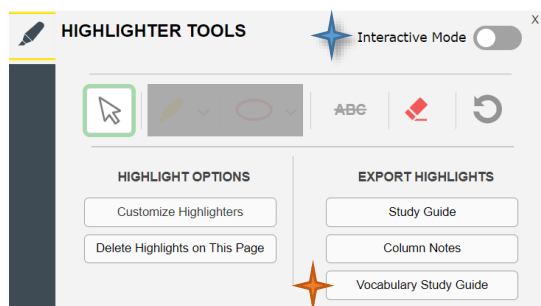
Mimics web browser extension menu



Each highlighter option is now in a dropdown to condense the menu size

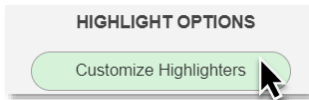


- All other functions have their own buttons
- Interactive Mode has been added ✨
- Extract to Vocabulary Study Guide moved to this menu ✨

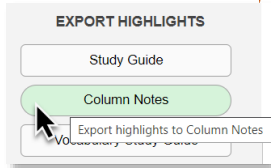


## Button Selection

When the cursor moves over a button it will change shape and color.



Hovering over the will bring up additional information.



[www.kurzweil3000.com](http://www.kurzweil3000.com)

2A.

---

## Interactive Highlighter mode

### FEATURES/ INTERFACE

Mimics interactive mode on browser extension

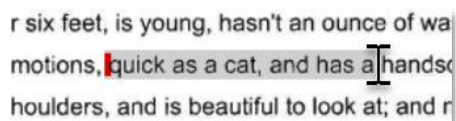
### Activate

Toggle on/off to activate interactive highlighters



### Add a Highlight

1. Use cursor to select area to highlight



2. Click on color from popup menu



## Delete a Highlight

Hover over the highlight to be deleted.

Click on the x that pops up



## Leave Highlighter tool

Press Esc

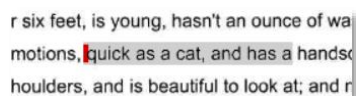
Or

Click on the standard cursor icon  to leave the highlight function.

## NOTE:

Highlight color varies between image and text documents

Image - gray

A screenshot of an image document with a gray highlight. The highlighted text reads: "r six feet, is young, hasn't an ounce of wa motions, quick as a cat, and has a handsc houlders, and is beautiful to look at; and r".

r six feet, is young, hasn't an ounce of wa motions, quick as a cat, and has a handsc houlders, and is beautiful to look at; and r

Text - blue

A screenshot of a text document with a blue highlight. The highlighted text reads: "astronauts who will venture around the Moon". Below the text are four colored circles: yellow, green, cyan, and magenta.

astronauts who will venture around the Moon