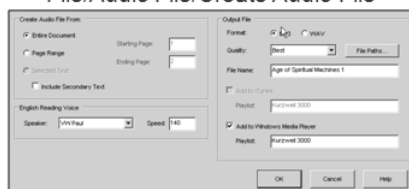


Any file in Kurzweil 3000 can be turned into an audio file that can be played on:

- MP3 Player – iPod, iPad, Zune, Sony X Series, Etc.
- CD Player
- Computer

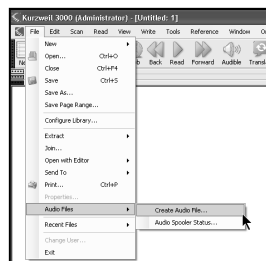
Audio files are placed in “K3000 Audio Output” folder on desktop or can be sent to iTunes.

File/Audio File/Create Audio File



To Create an Audio File:

1. Click on **File->Audio Files->Create Audio File**



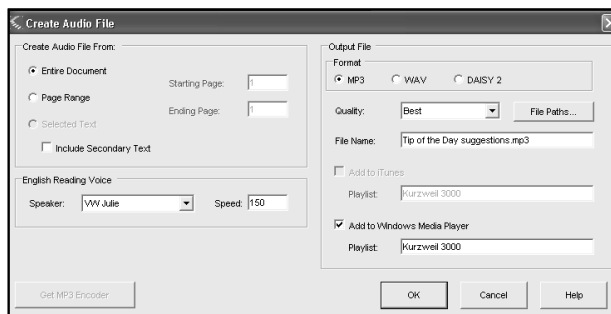
2. Select **Entire Document** or **Page Range**

3. Select **Speaker** and **Speed**

4. Select Output File: **MP3**, WAV, Daisy 2

5. Select **Quality**

6. If iTunes is installed – select iTunes, if not, then select Add to Windows Media Player



7. After it is saved, drag file to desktop and give to your student using email, CD, Flash drive, etc.